

Additional Resources

Blank Reading Logs

Blank Journal Pages

Evaluation Charts

Reading Log Adventure

My Name: _____

1. Date: _____ Number of pages I read: _____

Title of Book: _____

2. Date: _____ Number of pages I read: _____

Title of Book: _____

3. Date: _____ Number of pages I read: _____

Title of Book: _____

4. Date: _____ Number of pages I read: _____

Title of Book: _____

5. Date: _____ Number of pages I read: _____

Title of Book: _____

6. Date: _____ Number of pages I read: _____

Title of Book: _____

7. Date: _____ Number of pages I read: _____


Title of Book: _____

8. Date: _____ Number of pages I read: _____

Title of Book: _____



Reading Log Treasure



My Name: _____


Date: _____ Number of pages I read: _____

Title of Book: _____

Author's Name: _____

My favorite thing about this book was _____

If I were the author, one thing I would change about this book would be _____



5-Star Reading Log

My Name: _____

Title of Book: _____

Author's Name: _____

Directions: At the top of the page, rate this book from 1-5 stars. The more stars you color in, the better you liked the book. Then answer the questions below. Circle which opinion you have.

Date: _____ Number of pages I read: _____

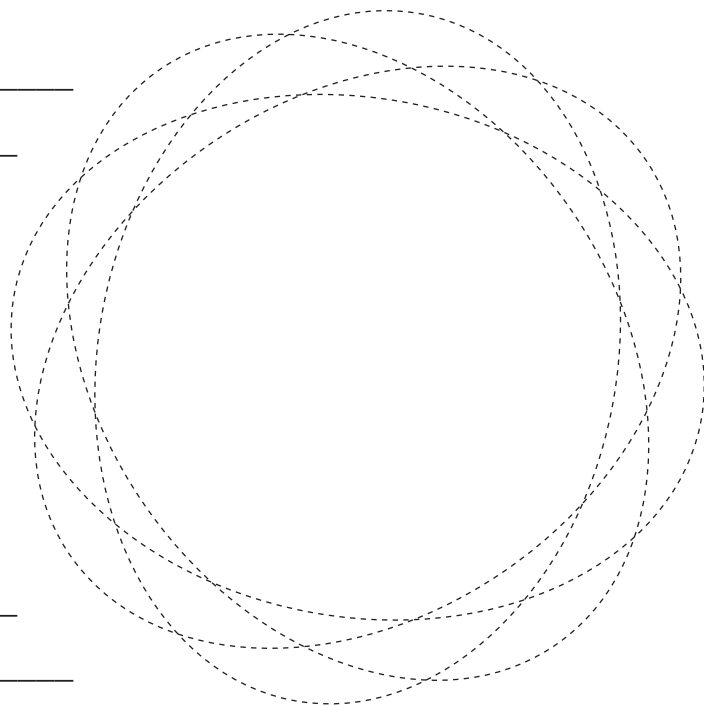
I would / would not tell my friend to read this book because _____

I liked / did not like the character, _____, because

I liked / did not like what happened when _____

Journal Page

Name: _____



Journal page with horizontal lines for writing.

Junior Writing Skills Evaluation Chart

Lessons 1-5

KEY:

A = Always

M = Most of the time

S = Some of the time

N = Never

Name: _____



Lesson 1 Date: _____	Lesson 2 Date: _____	Lesson 3 Date: _____	Lesson 4 Date: _____	Lesson 5 Date: _____
-------------------------	-------------------------	-------------------------	-------------------------	-------------------------

Content					
Uses graphic organizer to brainstorm and add details to Writing Project					
Writing Project has strong beginning, developed middle, and satisfying end					
Main idea is well developed with details, examples, and descriptions					
Writing Project is focused and makes sense					
Uses strong words in Writing Project					
Mechanics and Grammar					
Uses correct punctuation					
Spells most words correctly					
Capitalizes correctly					
Writes complete sentences					
Self-editing					
Identifies correctly written words and sentences					
Identifies some mistakes					
Writes some corrections without help					

Junior Writing Skills Evaluation Chart

Lessons 6-10

KEY:

A = Always

M = Most of the time

S = Some of the time

N = Never

Name: _____



Lesson 6 Date:	Lesson 7 Date:	Lesson 8 Date:	Lesson 9 Date:	Lesson 10 Date:
_____	_____	_____	_____	_____

Content					
1st paragraph introduces the Writing Project	---				
2nd, 3rd, and 4th paragraphs provide details	---				
5th paragraph concludes Writing Project	---				
Each paragraph starts with a sentence introducing the main idea	---				
Each paragraph has at least 2 to 3 sentences with supporting details	---				
Each paragraph ends with a final sentence concluding the main idea	---				
Writing Project is focused and makes sense					
Child chooses strong words					
Poetry: Words and phrases form the object's shape		---	---	---	---
Mechanics and Grammar					
Uses correct punctuation					
Spells most words correctly					
Capitalizes correctly					
Writes complete sentences	---				
Self-editing					
Identifies correctly written words and sentences					
Identifies some mistakes					
Writes some corrections without help					