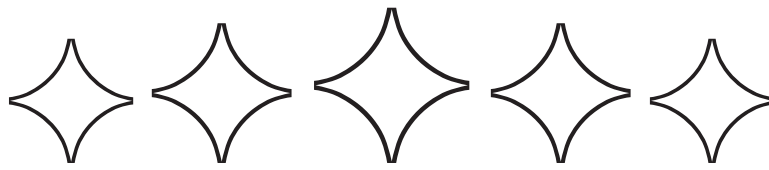


Additional Resources

Blank Reading Logs

Blank Journal Pages

Evaluation Charts



5-Star Reading Log

My Name: _____

Title of Book: _____

Author's Name: _____

Directions: At the top of the page, rate this book from 1-5 stars. The more stars you color in, the better you liked the book. Then answer the questions below. Circle which opinion you have.

Date: _____ Number of pages in this book: _____

I would / would not tell a friend to read this book because _____

I liked / didn't like the character, _____, because

I liked / didn't like what happened when _____

Name: _____

Reading Log Chapter Check


Date: _____ Number of pages in this chapter: _____

Title of Book: _____

Author's Name: _____

My favorite thing about this chapter was _____

If I were the author, one thing I would change about this chapter would be _____



Name: _____


Reading Log Summary

Date: _____ Number of pages I read: _____

Title of Book: _____

Author's Name: _____

A summary of the story from beginning to end:



Name: _____

Nonfiction Reading Quest

Date: _____ Number of pages I read: _____

Title of book: _____


Topic I read about today: _____

Three new things I learned about today's topic while reading this book:

1. _____

2. _____

3. _____



Junior Writing Skills Evaluation Chart

KEY:

- A = Always
- M = Most of the time
- S = Some of the time
- N = Never

	Lesson 1	Lesson 2	Lesson 3	Lesson 4	Lesson 5	Lesson 6
	Date:	Date:	Date:	Date:	Date:	Date:
	_____	_____	_____	_____	_____	_____

Content						
Writing Project has strong beginning, developed middle, and satisfying end					---	
Main idea is well developed with details, examples, and descriptions					---	
Writing Project is focused and makes sense						
Writing Project follows guidelines for the genre						
Writing Project uses concrete words						
Mechanics and Grammar						
Uses correct punctuation						
Uses correct spelling						
Indents paragraphs correctly					---	
Capitalizes correctly						
Writes complete sentences						
Self-editing						
Identifies correct elements of writing						
Identifies mistakes						
Writes corrections without help						
Replaces weak words with stronger ones						
Uses dictionary and thesaurus to improve Writing Project						

Junior Writing Skills Evaluation Chart

KEY:

A = Always

M = Most of the time

S = Some of the time

N = Never

Lesson 7 Date: _____	Lesson 8 Date: _____	Lesson 9 Date: _____	Lesson 10 Date: _____
----------------------------	----------------------------	----------------------------	-----------------------------

Content				
1st paragraph introduces the Writing Project or main topic				
Middle 3 (or more) paragraphs in the body provide details				
Last paragraph concludes the Writing Project				
Each paragraph starts with a topic sentence introducing the main idea				
Each paragraph has 3 or more supporting details				
Each paragraph ends with a closing sentence concluding the main idea				
Writing Project is focused and makes sense				
Writing Project contains concrete words				
Mechanics and Grammar				
Uses correct punctuation				
Uses correct spelling				
Indents paragraphs correctly				
Capitalizes correctly				
Writes complete sentences				
Self-editing				
Identifies correct elements of writing				
Identifies mistakes				
Writes corrections without help				